



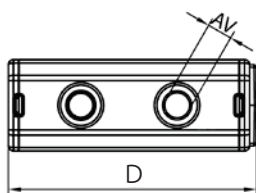

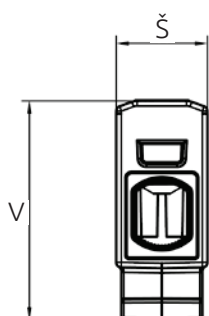
## Objednací číslo

		OTL 16	OTL 35	OTL 50	OTL 95
Šedá	●	MAA1016A10	MAA1035A10	MAA1050A10	MAA1095A10
Modrá	●	MAA1016B10	MAA1035B10	MAA1050B10	MAA1095B10
Žluto-zelená	●	MAA1016Y10	MAA1035Y10	MAA1050Y10	MAA1095Y10
Červená	●	MAA1016R10	-	MAA1050R10	MAA1095R10
Černá	●	MAA1016S10	-	MAA1050S10	MAA1095S10

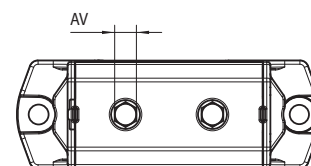
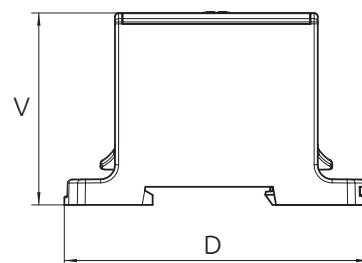
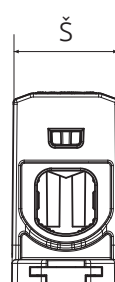
## Technická data

Rozsah upínaných vodičů Cu, Al [mm <sup>2</sup> ]	1.5 ÷ 16	2.5 ÷ 35	1.5 ÷ 50	6 ÷ 95
Jmenovité napětí [V]	1000	1000	1000	1000
Jmenovitý proud [A]	82 (Cu) / 75 (Al)	135 (Cu) / 120 (Al)	160 (Cu) / 145 (Al)	245 (Cu) / 220 (Al)
Šířka / výška / délka [mm]	13,5 / 39,5 / 45	16 / 40 / 45	18 / 43 / 50	25 / 51 / 84
Hlava šroubu	inbus č. 4	inbus č. 4	inbus č. 5	inbus č. 6
Utahovací moment [Nm]	1.5 Nm (1.5 ÷ 6 mm <sup>2</sup> ) 7 Nm (10 ÷ 16 mm <sup>2</sup> ) -	3 Nm (2.5 ÷ 16 mm <sup>2</sup> ) 6 Nm (25 ÷ 35 mm <sup>2</sup> ) -	1.5 Nm (1.5 ÷ 2,5 mm <sup>2</sup> ) 5 Nm (4 ÷ 10 mm <sup>2</sup> ) 10 Nm (16 ÷ 50 mm <sup>2</sup> )	12 Nm (6 ÷ 25 mm <sup>2</sup> ) 22 Nm (35 ÷ 95 mm <sup>2</sup> ) -
Způsob uchycení	lišta DIN	lišta DIN	lišta DIN	lišta DIN, šrouby
Hmotnost [g]	15	27	30	65
Balení [ks]	30	30	● 50 / ● 30	● 20 / ● 10

## Rozměry



OTL 16  
OTL 35  
OTL 50



OTL 95